

## Universal shear „Quick-Cut“



### Universal demolition shear - Single-cylinder version

Made with special wear steel

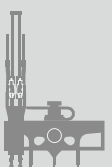
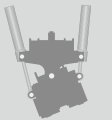
Can be used in demolition, recycling, crusher preparation

Changeable crusher teeth - integrated exchangeable cutting blades

High selective refractive power at the crusher teeth

Hydraulic 360 ° endless rotation

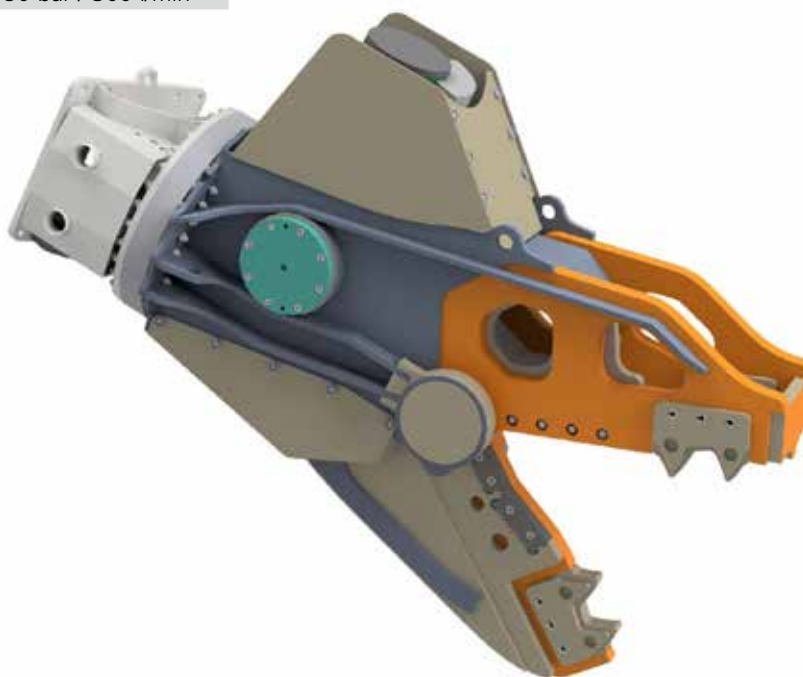
The special denture shape enables the knife-friendly separation of concrete crushing and cutting tasks



**ATTENTION: the hydraulic values indicated here after are not to be considered for the regulation of the excavator – please use the instructions!**

Model	Quick-Cut
Weight without adapter, kg	2495
Max. Opening, mm	700
Depth of bite, mm	763
Recomm. carrier weight, to *	> 20
Hydraulic data	
Turning (Gripper Turning Unit)	max. 200 bar / 20-25 l/min
Opening / closing (shear mounting kit)	max. 350 bar / 300 l/min

\* Guidance level, excavator with standard boom



**WIMMER Hartstahl GmbH & Co KG and WIMMER Felstechnik GmbH**  
 Industriestraße 3, A-5303 Thalgau, AUSTRIA, Tel. +43 (0)6235 6655-0, Fax DW-18

**WIMMER International CZ s.r.o.,** Rudolfovská 170 a, 370 01 České Budějovice,  
 Tel. +420 387 203 735, Fax +420 387 203 736

office@wimmer.info

[www.wimmer.info](http://www.wimmer.info)



Authorized WIMMER Dealer:

