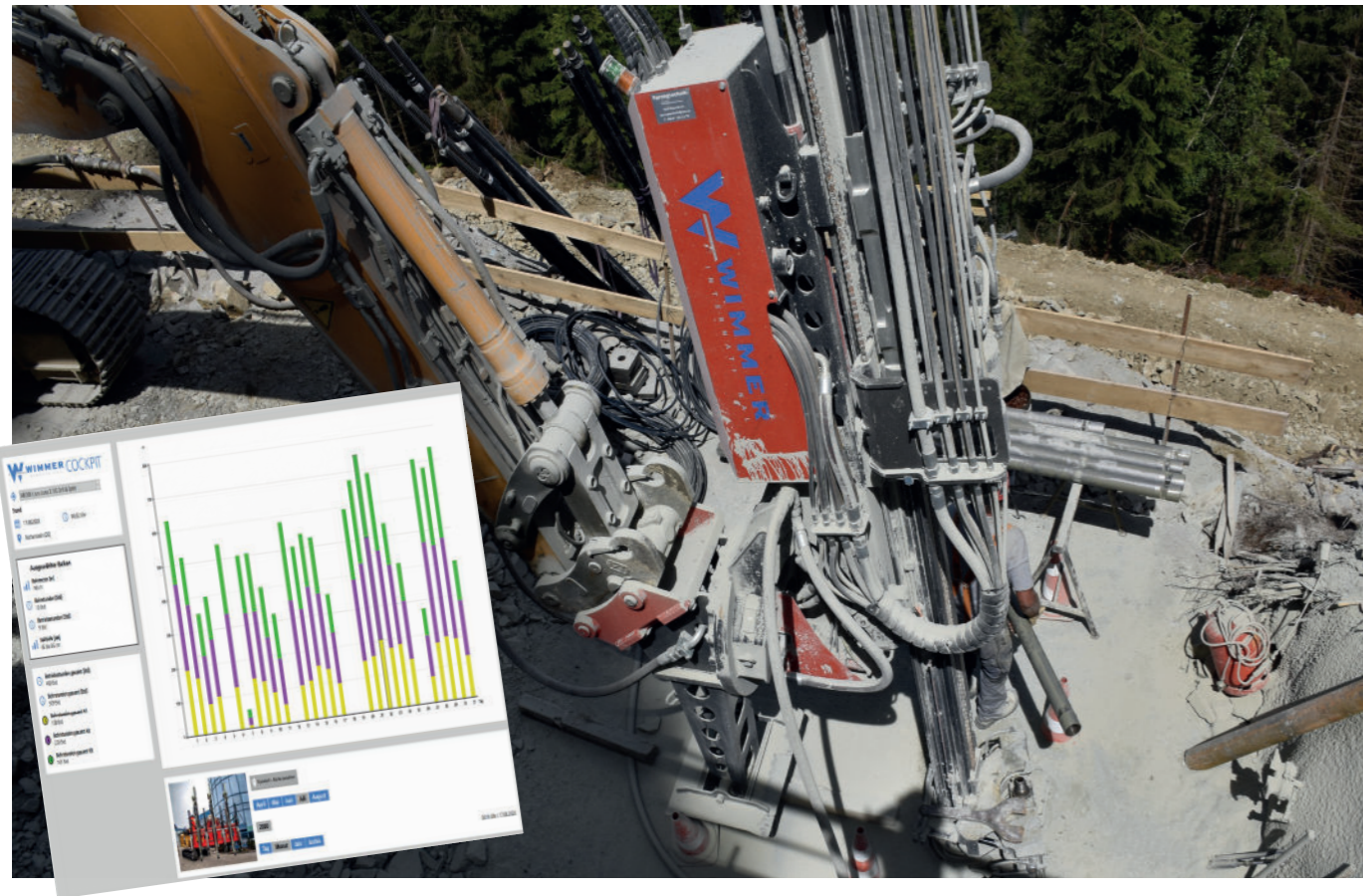


Drilling Unit AB 3600 T | AB 3600 T Climb



Options for all systems

- Angle indication
- Dust collector
- Compressor on the excavator
- PLC automatic
- Wimmer Cockpit
- Reinforced feed
- single/3-/5-fold rod changer (not with Climb-Version)

Standard equipment

- ✓ 360° endlessly rotatable, 90° tiltable
- ✓ independant electric power supply
- ✓ Radio remote control - all drilling functions proportionally controlled
- ✓ Blank firing protection
- ✓ Anti-jamming automation
- ✓ Hollow protection

Drilling Unit AB 3600 T | AB 3600 T Climb



Range of application


- Anchor drilling
- Injection drilling
- Down-the-hole drilling with T-50 and T-50P | Double Head with T-5 DH

Efficient impact drilling for excavators >25 tons

- Attachment to crawler excavators and walking excavators
- Large selection of carriage - hammer - combination
- Light and stable high performance profile
- Large standard equipment package, many additional options




	AB 3600 T-50	AB3600 T-50 P	AB 3600 T-50-D	AB 3600 T-69	AB 3600 T-5 DH Doublehead	AB3600 T 510
Drill Hammer	RH 4 X - 20	RH 4 X ED15	RH 4 X	RH 10 X - 40	DH 4	WHL 510
Weight (kg) Standard Climb	ca. 1950 2180	ca. 2050 2280	ca. 1950 2180	ca. 2400 2630	ca. 2100 2330	ca. 1950 2180
Drilling diameter max. (mm)	200 rotary drilling	200 rotary drilling	200 rotary drilling	200 rotary drilling	200	89
Torque (Nm)	2500 / 5000 switchable	2500 / 5000 switchable	2500 / 5000 switchable	3450 / 6900 switchable	1060 / 2120 inner 2200 / 4400 outer	625
Drilling Unit- Shenk adapters	AG H55 (re od. li)	AG H55 (re od. li)		AG H55 (re od. li)	until 200 mm	
Blasthole drilling	T38, T45, T76	T38, T45, T76	-	T38, T45, T76	-	R32, T38, T45
Anchor drillings	R32, R38, R51, IB30, IB40, IB52	R32, R38, R51, IB30, IB40, IB52	-	R32, R38, R51, IB30, IB40, IB52	-	-
Down-the-hole-drilling/ Double Head	API 2 3/8"	API 2 3/8"	API 2 3/8"	API 2 3/8"	bis 200 mm	-
Rod length (mm) Standard Climb	3660 3050	3660 3050	3050 3050	3050 3050	2000 3050	3660 3050
Total length (mm) Standard Climb	6520 5720	6520 5720	6020 6020	6020 6020	5840 5840	6520 6020
Oil supply (L/min)	180 @ 200 bar	230 @ 200 bar	125 @ 200 bar	210 @ 200 bar	175 @ 200 bar	170 @ 170 bar
Required motor performance (kW)	75	96	52	88	73	60
Oil pressure @excavator (bar)	250	250	250	250	250	200
Carrier to	> 25	> 25	> 25	> 25	> 25	> 25
Execution						
Rotation/Tilting	360°endlessly rotatable/ 90° tiltable	360°endlessly rotatable/ 90° tiltable	360°endlessly rotatable/ 90° tiltable	360°endlessly rotatable/ 90° tiltable	360°endlessly rotatable/ 90° tiltable	360°endlessly rotatable/ 90° tiltable
Feed shift (mm) Standard Climb	1180 1180	1180 1180	1180 1180	1180 1180	1180 1180	1180 1180
Clamping device	single	single	Clamp-break	single	Clamp-break	single




Rotating and swiveling unit



Eurodrill RH 4 X



Alternator produces electricity for the radio remote



DH4 double head drilling system